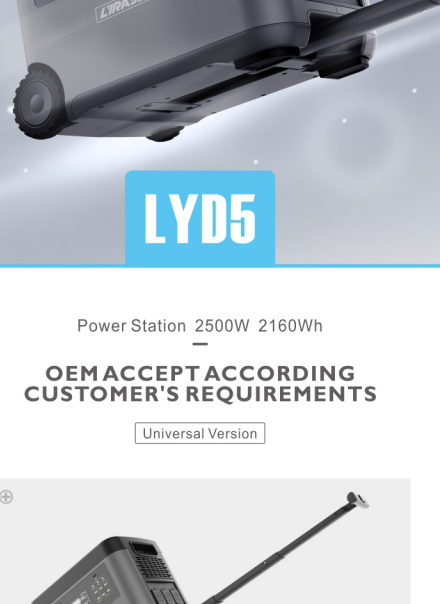


LYRASOM

# PORTABLE POWER STATION

2160Wh

# 2500W



## LYD5


Power Station 2500W 2160Wh

### OEM ACCEPT ACCORDING CUSTOMER'S REQUIREMENTS

Universal Version

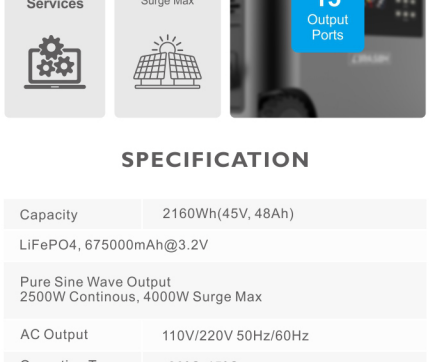


SOLID DRAW-BAR  
ADJUSTABLE LENGTH

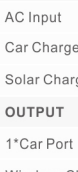


## PRODUCT CERTIFICATION


UN38.3 / MSDS / BIS / UL1973(Cell) / CE(cell) / CB(cell)



Huge Capacity  
**2160Wh**  
Rated Power  
**2500W**



LiFe Cycles  
**2000+**  
Built-in LiFePo4 Battery



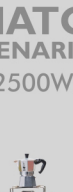
AC Fast Charging  
0%-100% Takes  
**2 Hours**



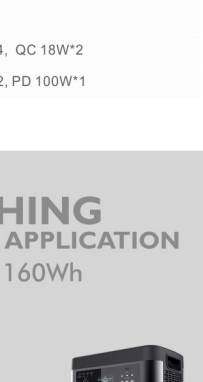
**UPS**  
Seamless  
Switchover Time <15ms

Pure Sine  
Wave Output  
**2500W**  
Continuous

**4000W**  
Surge Max



**15**  
Output  
Ports



## SPECIFICATION

Capacity	2160Wh(45V, 48Ah)
LiFePO4, 675000mAh@3.2V	
Pure Sine Wave Output	2500W Continuous, 4000W Surge Max
AC Output	110V/220V 50Hz/60Hz
Operating Temp	-20°C-45°C
Charging Temp	0°C-40°C
Weight	25KG
Size	463*289*366mm
INPUT	
AC Input	1500W
Car Charge	12V/24V, 12A
Solar Charge	12-50V/12A, 400W max
OUTPUT	
1*Car Port	12V/8A, 100W max
Wireless Charge Port	YES
6*USB-A	5V/2.4A*4, QC 18W*2
2*USB-A(PD)	PD 45W*2, PD 100W*1

## MATCHING AND SCENARIO APPLICATION

2500W/2160Wh



PHONE  
10w

**194**  
hours




Electric  
oven  
1000w

**1.9**  
hours



fan  
35w

**55**  
hours



Mobile  
refrigerator  
45w

**43**  
hours



drone  
40w

**48.6**  
hours



Electric  
kettle  
1600w

**1.2**  
hours



notebook  
58w

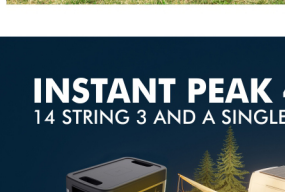

**33**  
hours



Rice  
cooker  
820w

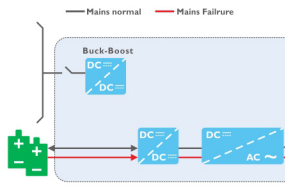
**2.3**  
hours

Our portable solar panel offers high solar output, conversion efficiency rating, and a convenient folding design so it's ready to grab and go at anytime.



Charge with a portable power source for outdoor activities such as picnics

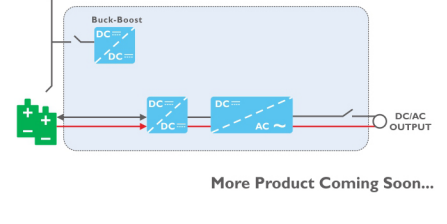
Charge your portable power supply or battery and be prepared for disasters



During an RV trip

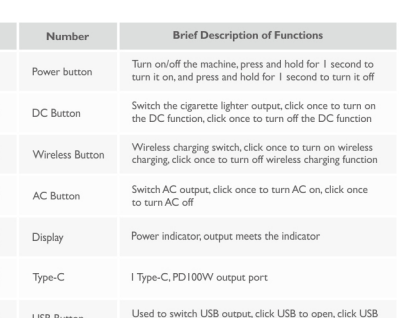
## INSTANT PEAK 4000W

14 STRING 3 AND A SINGLE 15000MHA




## CONFIGURATION AND FUNCTION DESCRIPTION

**UPS**



More Product Coming Soon...



	Number	Brief Description of Functions
1	Power button	Turn on/off the machine, press and hold for 1 second to turn it on, and press and hold for 1 second to turn it off
2	DC Button	Switch the cigarette lighter output, click once to turn on the DC function, click once to turn off the DC function
3	Wireless Button	Wireless charging switch, click once to turn on wireless charging, click once to turn off wireless charging function
4	AC Button	Switch AC output, click once to turn AC on, click once to turn AC off
5	Display	Power indicator; output meets the indicator
6	Type-C	1 Type-C, PD100W output port
7	USB Button	Used to switch USB output, click USB to open, click USB to close
8	Type-C	2 Type-C, PD45W output ports
9	USB-A	2 QC3.0 18W output ports
10	USB-A	4 5V2.4A output ports
11	Cigarette lighter output	12.5V 8A 100W output port
12	AC Output	AC output port, supporting up to 4000W output, equipped with 4 plugs according to Japanese and American standards, 2 plugs according to European standards, and 3 plugs according to Chinese/British/universal standards
13	DC Anderson input	11V-50VDC 400W, MPPT input, can be equipped with Anderson or XT60
14	AC Input	AC input port, supporting up to 1500W input
15	fuse	AC 20A over current protection