

LYRASOM

PORTABLE POWER STATION

600W 568Wh



Power Station 600W 568Wh


OEM ACCEPT ACCORDING CUSTOMER'S REQUIREMENTS

Universal Version




PRODUCT CERTIFICATION

UN38.3 / MSDS / BIS / UL1973(Cell) / CE(cell) / CB(cell)



MATCHING AND SCENARIO APPLICATION

600W 568Wh



TV(100W)
=5.1 hours



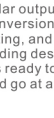
Laptop(50Wh)
=10 recharges



LED light(5W)
=102 hours



Mini Fridge(60W)
=8.5 hours



Phone(12Wh)
=42recharges

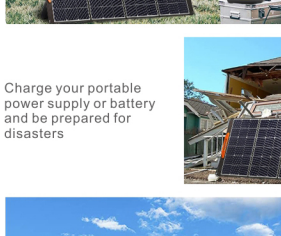



Tablet(30Wh)
=17 recharges



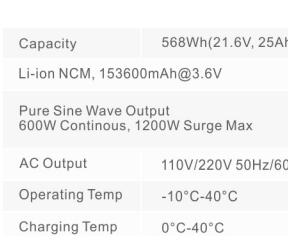

OEM ACCEPT ACCORDING CUSTOMER'S REQUIREMENTS

Our portable solar panel offers high solar output, conversion efficiency rating, and a convenient folding design so it's ready to grab and go at anytime.



Charge with a portable power source for outdoor activities such as picnics

Charge your portable power supply or battery and be prepared for disasters



During an RV trip

SPECIFICATION


Capacity	568Wh(21.6V, 25Ah)
Li-ion NCM, 153600mAh@3.6V	
Pure Sine Wave Output 600W Continuous, 1200W Surge Max	
AC Output	110V/220V 50Hz/60Hz
Operating Temp	-10°C-40°C
Charging Temp	0°C-40°C
Weight	5.0KG
Size	275*170*215mm
INPUT	
DCInput	20V/5A, 100W max
Car Charge	12V/5A, 60W max
Solar Charge	12-24V, 60W max
OUTPUT	
2*DC Pot	12V/8A, 100W max
1*Car Port	12V/8.3A, 100W max
Wireless Charge Port	YES
2*USB-A	5V/2.4A*1, 18W*1 (QC 3.0)
1*USB-C(PD)	65W

BMS BATTERY MANAGEMENT SYSTEM


BMS、MPPT Controller Integrated Design



Multiple Protection Compact Structure



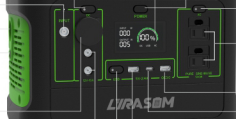
Professional sine Wave Current Waveform Stability Without Damage



Power Station 600W 568Wh

PRODUCT FUNCTION

OEM ACCEPT ACCORDING CUSTOMER'S REQUIREMENTS



Wireless Charging (⚡)

DC Switch LCD Power Key AC Switch



AC/DC Input

LED Lamp

LED Switch

Car Charge

DC Port

AC Output

QC Output

USB-C Output

USB Output

USB Switch